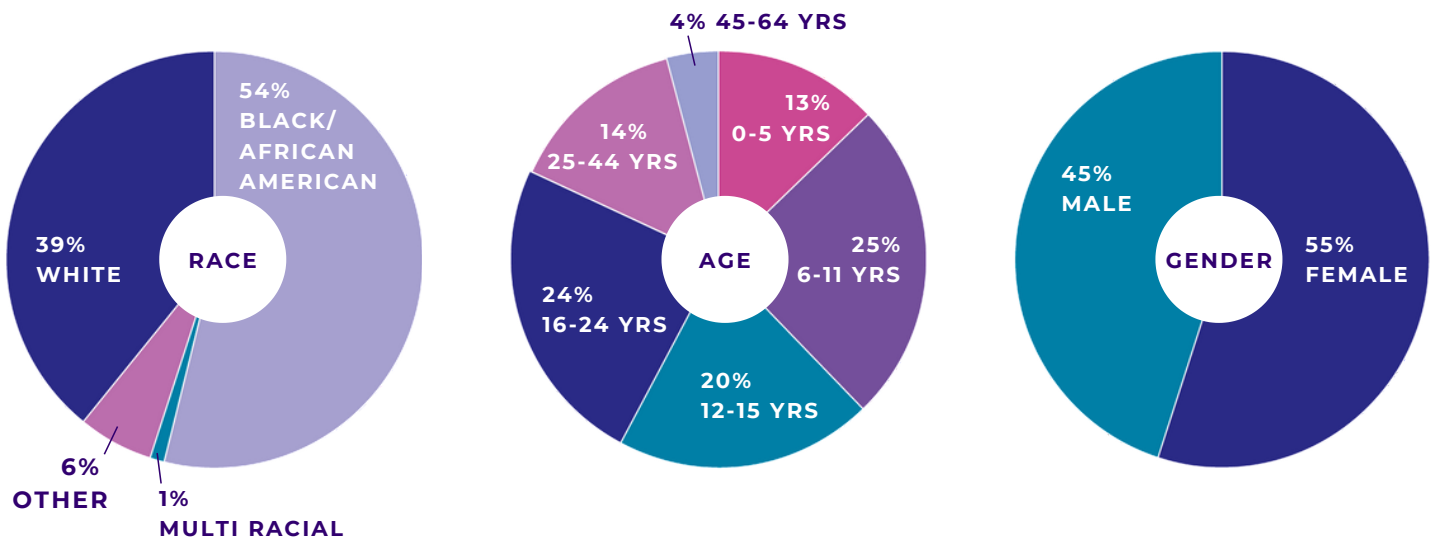




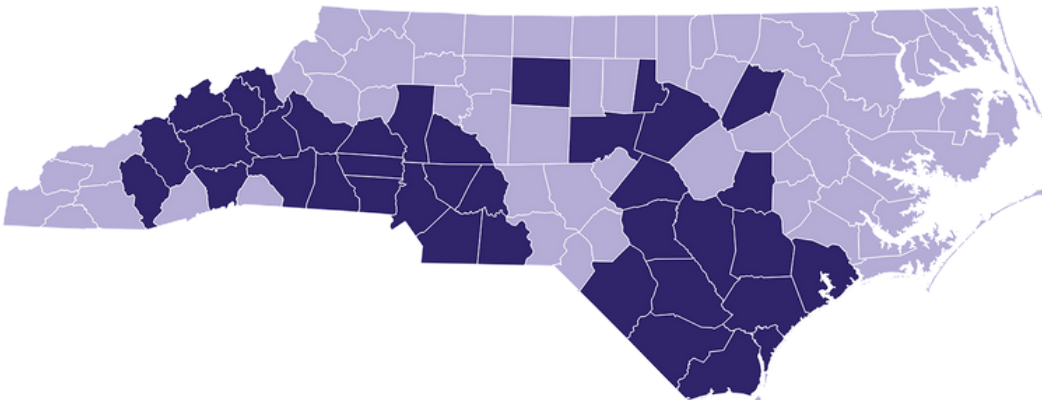
**THOMPSON**  
Strengthening Children, Families & Communities

## QUARTERLY OUTCOMES REPORT: OCTOBER-DECEMBER FY20-21

### DEMOGRAPHICS - 1,434 TOTAL SERVED



### COMMUNITIES WE SERVE



#### EARLY CHILDHOOD

Child Development Center  
Early Childhood Impact  
Pre-K Navigators  
Infant Mental Health

#### FAMILY STABILITY

Homeless Services  
Family Education  
Parent Peer Support  
Foster Care  
Life Navigation for Youth

#### MENTAL HEALTH

Intensive In-Home  
Outpatient Therapy Services  
Psychiatric Residential Treatment  
School-Based Therapy  
Wraparound  
Transitional Living



For more information, contact Thompson at 704-536-0375  
[info@thompsoncff.org](mailto:info@thompsoncff.org) | [www.thompsoncff.org](http://www.thompsoncff.org)




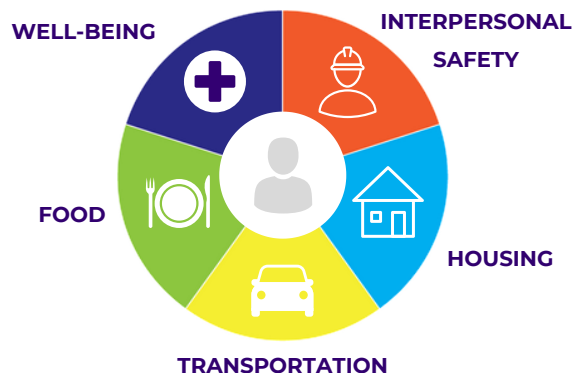


**THOMPSON**  
Strengthening Children, Families & Communities

## QUARTERLY OUTCOMES REPORT: OCTOBER-DECEMBER FY20-21

### WHOLE HEALTH

At both admission and discharge, we assess the Whole Health of the individual served. The Thompson Whole Health Assessment combines questions regarding Social Determinants of Health (food, housing, transportation, interpersonal safety) and Well-being Scale – on an individual, family, and community level.



### INTERMEDIATE OUTCOMES



### LONG-TERM OUTCOMES



\*(W/IN 6 MONTHS OF SERVICE COMPLETION)



For more information, contact Thompson at 704-536-0375  
[info@thompsoncff.org](mailto:info@thompsoncff.org) | [www.thompsoncff.org](http://www.thompsoncff.org)

